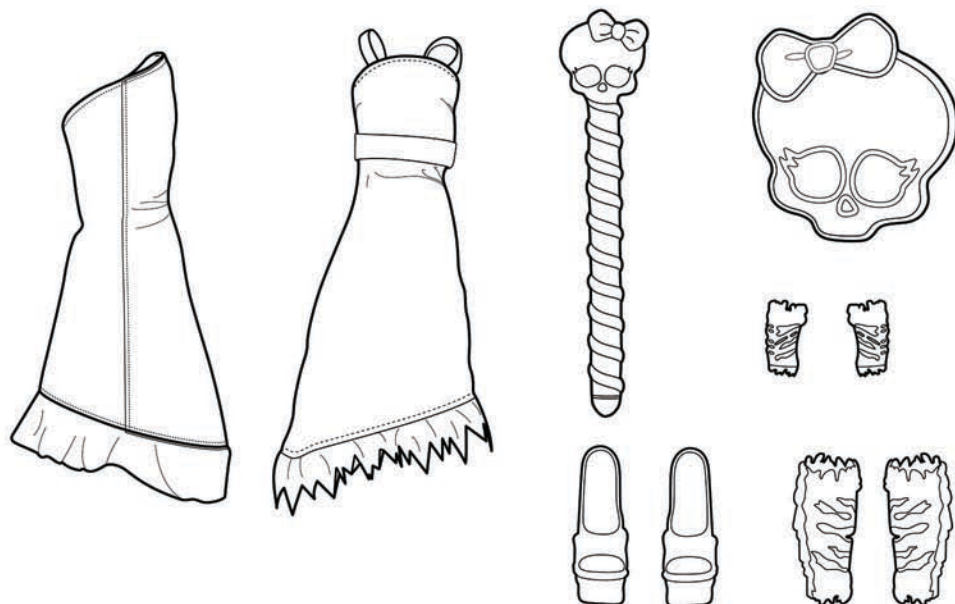




## INSTRUCTIONS

### Contents



**WARNING:**  
CHOKING HAZARD - Small parts.  
Not for children under 3 years.

Please remove everything from the package and compare to the contents shown here. If any items are missing, please contact your local Mattel office. Keep these instructions for future reference as they contain important information.

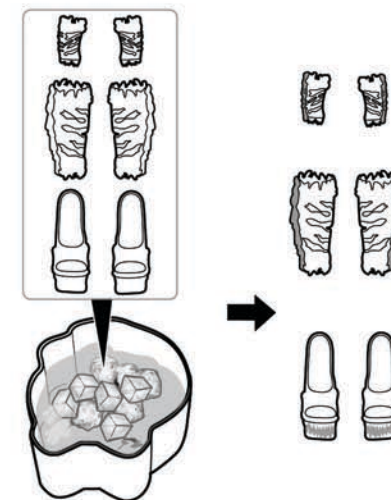
©2013 Mattel. All Rights Reserved.

## Let's Play!

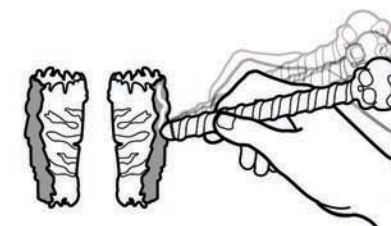
1. Place dresses in refrigerator for at least 5 minutes to change colors. Remove from refrigerator and let them rest a few minutes before play.



2. Dip accessories into icy cold water to change colors.



3. For best results, lay dress on a flat surface. Use the friction stylus to erase color-change effects. Keep rubbing tip against color-changed surfaces until color-change is erased.



Water toys sometimes get messy. Protect play surfaces before use. Drain, rinse, clean and dry all items thoroughly before storing. Overfilling of reservoir may cause leakage. Color change will last longer if you do not expose this toy to intense heat or direct sunlight for prolonged periods of time.

### CONSUMER INFORMATION

Need Assistance? Visit [service.mattel.com](http://service.mattel.com) or call 1-800-524-8697 (US and Canada only).

[SERVICE.MATTEL.COM](http://SERVICE.MATTEL.COM)

Mattel, Inc., 636 Girard Avenue, East Aurora, NY 14052, U.S.A. Consumer Relations 1-800-524-8697.

Mattel U.K. Ltd., Vanwall Business Park, Maidenhead SL6 4UB. Helpline 01628 500303.

Mattel Australia Pty., Ltd., Richmond, Victoria. 3121. Consumer Advisory Service - 1300 135 312.

Mattel East Asia Ltd., Room 503-09, North Tower, World Finance Centre, Harbour City, Tsimshatsui, HK, China.

Diimport & Diedarkan Oleh: Mattel SEA Ptd Ltd. (993532-P) Lot 13.5, 13th Floor, Menara Lien Hoe, Persiaran Tropicana Golf Country Resort, 47410 PJ, Malaysia. Tel: 03-78803817, Fax: 03-78803867.